PLUG SOCKET HPS40-2 2+2WAY
HA NO.: SEE TABLE
SEE HA DRAWING: 807-652-...00

PLASTIC HOUSING

SHIELD CONTACT SLEEVE
SURFACE: Ag

PRESS IN SOCKETS

AXIAL SEAL

MALE CONTACT HOLDER 2+2 WAY

SECONDARY LOCK

HV TERMINAL 4mm
HCT 4 short
SURFACE: Ag

IL CONTACT
MCON FEMALE CONTACT 1.2
SURFACE: Ag

TRANSPORTATION CAP

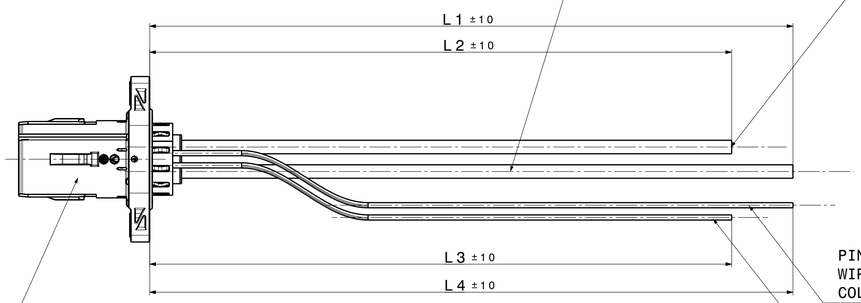

PIN 2 -
WIRE: SEE TABLE
COLOR: BLACK

PIN 1 +
WIRE: SEE TABLE
COLOR: RED

PIN 3
WIRE: SEE TABLE
COLOR: RED

PIN 4
WIRE: SEE TABLE
COLOR: BLUE

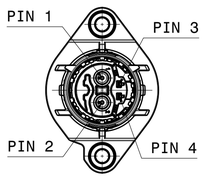

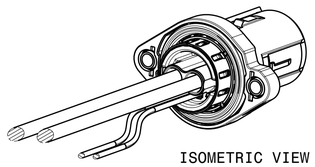

ISOMETRIC VIEW
SCALE: 1:1

CODING A

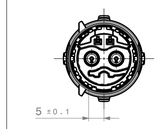

CODING B

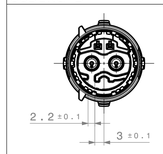

CODING C

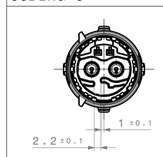

CODING D

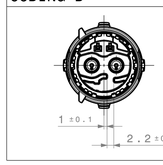

PART NUMBER	CODING	L1	L2	CROSS SECTION	Type	L3	L4	CROSS SECTION	Type
		PIN 1/2				PIN 3/4			
906-944-554	D	1500		2,5 mm²	Leoni FHL2G	1500		0,5 mm²	G&G FLR13Y
906-944-553	C								
906-944-552	B								
906-944-551	A								
906-944-544	D			4 mm²					
906-944-543	C								
906-944-542	B								
906-944-541	A								
906-944-534	D			6 mm²					
906-944-533	C								
906-944-532	B								
906-944-531	A								
906-944-524	D			2,5 mm²				0,35 mm²	Coficab FHLR2X T4
906-944-523	C								
906-944-522	B								
906-944-521	A								
906-944-514	D			4 mm²					
906-944-513	C								
906-944-512	B								
906-944-511	A								
906-944-504	D			6 mm²					
906-944-503	C								
906-944-502	B								
906-944-501	A								
906-944-352	B	500		2,5mm²		500		0,5mm²	G&G FLR13Y
906-944-351	A								
906-944-342	B			4mm²					
906-944-341	A								
906-944-332	B			6mm²					
906-944-331	A								
906-944-322	B			2,5mm²				0,35mm²	Coficab FHLR2X T4
906-944-321	A								
906-944-312	B			4mm²					
906-944-311	A								
906-944-302	B			6mm²					
906-944-301	A								

SC3

CONTINUITY TEST
PIN ASSIGNMENT
DIELECTRIC STRENGTH 3000VAC BETWEEN HIGH VOLTAGE TERMINALS,
HIGH VOLTAGE TERMINALS TO HVIL TERMINALS AND
HIGH VOLTAGE TERMINAL TO THE SHIELDING.
QUERY CODING

GENERAL TOLERANCES FOR UNTOLERATED DIMENSIONS:
1. ANGLE-DIMENSIONS [°]
   TOLERANCE FOR ALL ANGLE-DIMENSIONS: ±2°
2. RADII: [mm]

till 1	1-3	3-10	10-20	20-30	30-50
±0.2	±0.3	±0.4	±0.5	±1	±2

3. DISTANCE-DIMENSIONS: DIN 2768-mH
4. GENERAL TOLERANCE FOR SYMMETRY: ⌯ 0.2

COMMENTS:
1. ENGLISH TEXT IS VALID
2. DESIGN DEVIATIONS COMPARED WITH SINGLE PART DRAWINGS ARE INSIGNIFICANT.
   THE SINGLE PART DRAWINGS ARE VALID.
3. ILLUSTRATED DIMENSIONS HAVE TO BE MEASURED IN EXTENDED CONDITION.
4. PART CORRESPONDS TO SCRAP CAR GUIDELINE 2000/53/EG
5. CHANGES BASED ON TECHNICAL PROGRESS ARE IN THE DECISION OF THE MANUFACTURER!
   DETAILS OF IMPLEMENTATION ARE LEFT TO MANUFACTURER.
6. 100% ELECTRICAL CONTINUITY TEST (EOL)
7. CODING A IS DRAWN
8. PACKAGING: SINGLE PACKED IN AIR BUBBLE BAG

DWG / ZNG VERSION	AMOUNT ANZAHL	DESCRIPTION OF CHANGE AENDERUNGSBESCHREIBUNG	DATE DATUM	DRAWER ZEICH.
03		ADDED SERIES INDICES AND DELETED SPP INDICES;	19.12.2022	SKU
02	01	changed the wire type on Interlock 0,35mm² to FLR2X T4 from Coficab;	11.12.2019	MB3
01	03	added indices 906-944-A31 to C54, adapted to drawing 906-944-...;	02.12.2019	MB3
00		Ersterstellung / Initial edition	26.07.2019	VFE

DIMENSIONS IN [mm] MASSE IN [mm]	TOLERANCES ACCORDING DRAWING TOLERANZEN NACH ZEICHNUNG	TITLE / BENENNUNG: HPS40-2 2+2 male connector 180° wire
TOLERANCE TOLERANZEN: EN ISO 8015	GENERAL TOLERANCES: ALLGEMEINTOLERANZEN: ISO 2768-mH	CATIA V5
EDGES KANTEN: DIN ISO 13715	GEOMETRIC TOLERANCES: FORM- UND LAGE-TOLERANZEN: DIN ISO 7801	SCALE / MSTB.: 1:1
DRAWN GEZEICHNET: 19.12.2022 S.Kühne		SUBTITLE / ZUSATZ TEXT
CHECKED GEPRÜFT: 02.01.2023 A. Starz		FORMAT: A1
RELEASED FREIGEGEBEN: 02.01.2023 A. Starz		

HIRSCHMANN AUTOMOTIVE

DRAWING NO. / ZEICHNUNGSNUMMER: 906-944-...00
SHEET / BLATT: 1/1
ORIGIN/REPL. / URSPRUNG:
DWG. / ZNR.: 100000285731
CH. NO. / ÄND. NO.: 62473

Controlled status available in the system!

This materials contain information protected by copyright.
No part of this materials may be photocopied, otherwise reproduced or translated into another language without the prior written consent of Hirschmann.
All rights reserved.

Plot from: TMATTER on 27.01.2023 Doc:Vers. 03 Valid from: 20230102 Valid until: ... Status: Kundenfreigabe