





HIRSCHMANN
AUTOMOTIVE

Product Specification


1.2 HMK Female Housings



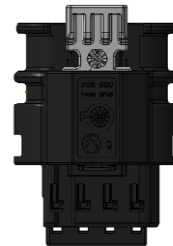
2-Way



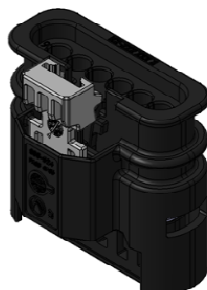
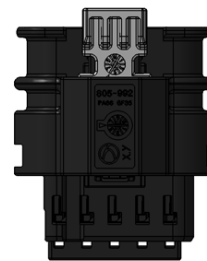
3-Way



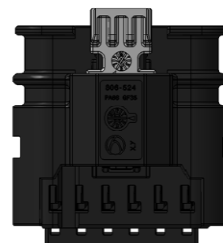
4-Way



5-Way



6-Way



EPS-100059-00
Edition 02

1. Index

1. Index.....	2
2. General Information	3
2.1. Introduction	3
2.2. Applying relevant Information/Documentation	3
3. Technical Characteristics	4
3.1. Operating Temperature	4
3.2. Tightness of Socket and Plug Housing	4
3.3. Retention Force of Contacts in Connector Housing	4
3.4. Mounting and Demounting Forces	4
3.5. Characteristic of Contact System	4
4. Delivery Condition / Product Components	5
4.1. Delivery Condition	5
5. Executed Tests	6
6. Index change table	7

2. General Information

2.1. Introduction

This processing specification is valid for all 1.2 HMK housings and describes the delivery conditions, the delivery status, technical features as well as the quality tests.

In case of inappropriate, deviating processing and subsequent quality problems the right of recourse will be rejected.

2.2. Applying relevant Information/Documentation

- | | | |
|----|-------------------------------------------|--------------------------------------------------------------|
| a) | Processing Specification
EVS-100059-00 | HMK 1.2mm female housings |
| b) | Processing Specification
EPS-100014-00 | 1.2 Seal Star male housings |
| c) | Product Specification
EPS-100062-00 | HMK 1.2mm contacts |
| d) | Processing Specification
EVS-100062-00 | HMK 1.2mm contacts |
| e) | „Deutsche Norm“
DIN EN 60352-2 | solderfree electrical connection
part 2: crimp connection |
| f) | Test guideline
LV-214 (2010-05) | Motor vehicle connectors |

3. Technical Characteristics

3.1. Operating Temperature

built-in space: Engine category
operating temperature: -40°C up to +130°C
can withstand exposure up to 150°C at intermittent periods and up to a total of max. 10 hours

3.2. Tightness of Socket and Plug Housing

When using 1.2 Contacts with seal: **IP X9K**
The single wire seal must not be exposed unprotected to the steam jet.

3.3. Retention Force of Contacts in Connector Housing

The contact tear forces joint primary- and secondary locking mechanism $\geq 55N$

3.4. Mounting and Demounting Forces

Max. mounting force of socket housing up to 3-pin into unit male connector:	75N
Max. mounting force of socket housing up to 5-pin into unit male connector:	85N
Max. mounting force of socket housing up to 6-pin into unit male connector:	105N
Min. retention force of female housing in 2- and 3-pin male housing (CPA shut):	60N
Min. retention force of female housing in 4- to 6-pin male housing (CPA shut):	80N
Min. / max. mounting force of CPA from pre-engaged to locked position	10N - 50N
Min. / max. demounting force of CPA from locked to pre-engaged position	10N - 50N
Min. CPA-Efficiency against incorrect actuation and damaging	80N

3.5. Characteristic of Contact System

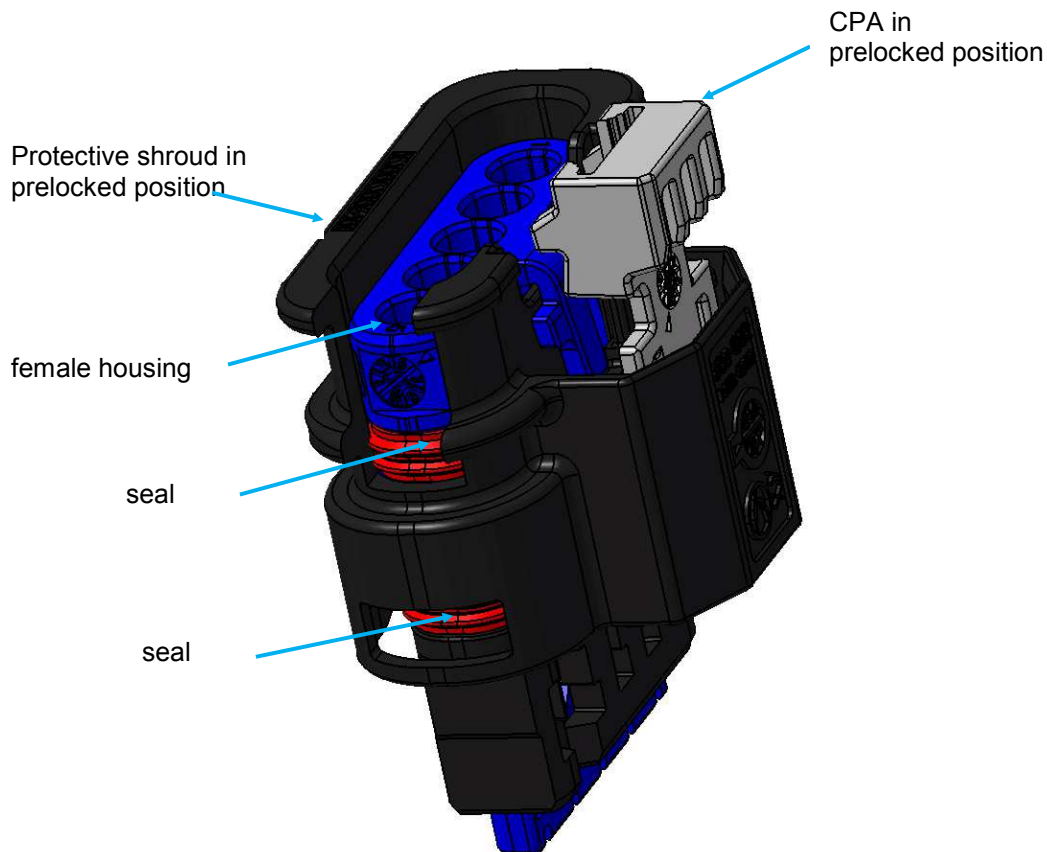
Max. permitted conductor cross section: 1mm² with seal

4. Delivery Condition / Product Components

4.1. Delivery Condition

The waterproof running housing consists of female housing, protective shroud, seals and CPA.

The housing will be delivered in the assembled condition, with the protective shroud and the CPA in prelock position.



5. Executed Tests

Tests according to LV-214 (2010-03) Working Committee Test Guideline for motor vehicle connectors. Tests according contacts are mentioned in the Contact Manufacturer-Products specification

PG 0	Receiving inspection and testing
PG 1	Dimensions
PG 3	Material and surface analysis, housing
PG 4	Contact overlap
PG 6	Interaction between contact and housing
PG 7	Handling and functional reliability housing
PG 8	Assembling and disassembling forces of contacts
PG13	Housing effect on derating
PG 17	Dynamic load
PG 20	Climatic load of housing
PG 21	Long Term temperature aging
PG 22A	Chemical resistance
PG 22B	Chemical resistance, extended test
PG 23	Water leak tightness
PG28	Locking noise
PG29	Retention force of the blind plugs
	Failure locking force

Product-specific variations are given in the relevant DVP overview!
Not all the release tests were performed for all pole numbers realised!



6. Index change table

Edition	Index	Editing
00	First edition.	Klocker
01	3.4 CPA-Efficiency added	Kalb
02	3.4 subsection two added	Pfeiffer